

— StudioBeam —



Sketch Collection

Studio Beam is a design studio based in Tel Aviv Israel. The studio designs & manufacturers unique high end lighting fixtures.

We love the challenges of design and hold a very dynamic approach to the design process, each process starts from a different starting point - technological, material or conceptual, smart design techniques are applied in order to achieve design synergy between material form and technology.

www.Studio-Beam.com



The Sketch collection by Studio Beam

The **Sketch** collection comprises the yearning for de-clutter from modern noise, pollution and attention deficit disorder into a divine purified experience of pure structural contour.

The collection items are a delicate design of luscious curved wires into elegant see through pendants and wall lamps, unique and suitable for home, office and commercial spaces.

All collection items are handmade, silver soldered and powder coat paint finished, available in a 5 color selection: Green, Red, Blue, Black and White.

Sketch collection items include:

Diamond. Diamond contour made under pressure, crystallized composition of carbon

Big Girl Diamond pendant. " Big girls- need big diamonds" (Elizabeth Taylor)

Marco. Delicate contour of luscious curved wires

Gropius 1919. homage to one of the greatest art movements of the 20th century- The Bauhaus

Romanov. Inspired by the sky line of Russian architecture

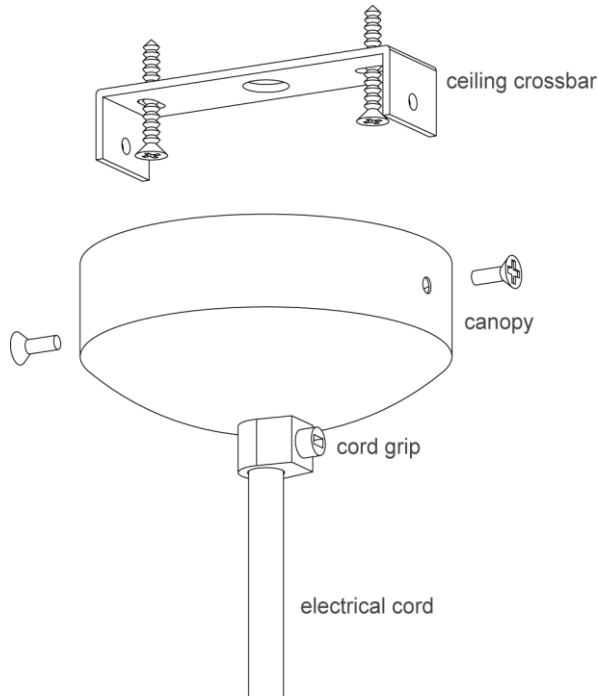
Elena. Sensual and mysterious contour of Elena - a Russian name meaning shining light

The collection was published successfully online and in print-

You can check out publication in DesignBoom here-

<http://www.designboom.com/design/studio-beam-the-sketch-collection-10-28-2014/>

Product instruction sheet



The light fixture is to be hanged from the matching white or black canopy set included in order, which is attached by screws to ceiling and then connected to existing electrical cord in ceiling. (Screws not included).

Please take into consideration item's weight.

Different materials require different types of fittings. Always choose screws and plugs that are specially suited to the material.

For safety consideration We advice that installation be made by a certified electrician.

For indoor use only!

Pendant fixture includes 2 meter electrical cord.

Suitable for all E26 and E27 standard bulbs (E26 for USA)

Accept any commercial lamp bulbs up to 60 watt.


(Bulbs not included)

Hand made by Studio Beam and custom made to order

Each item is packed separately and professionally to ensure safe arrival to destination.

Each package contains instillation instruction, and further useful product information.

The Studio Beam team is available for any special requests, and we do our best to ensure the satisfaction from every purchase.



"Big girls
need big
diamonds"
(Elizabeth Taylor)





Big Girl Diamond



H= 50 cm
Dim= 80 cm
Weight= 4.5 kg




Standard Canopy Detail

"Big girls- need big diamonds" **(Elizabeth Taylor)**

The hardest yet simplest natural substance: our diamond contour pendant design inspired by diamonds being a crystallized composition of carbon- the most fundamental and essential element to all life.

Our diamond pendant is a handmade construction of metal wire molded and silver soldered by hand, powder coat paint finished.

Diamond Pendant



H= 20 cm
Dim= 40 cm
Weight= 1.9 kg

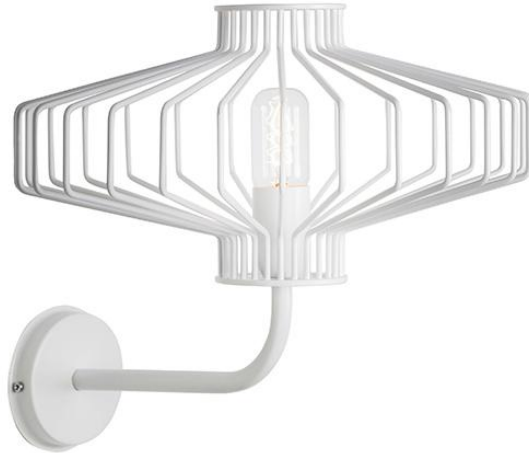


Top Detail

The hardest yet simplest natural substance: our diamond contour pendant design inspired by diamonds being a crystallized composition of carbon- the most fundamental and essential element to all life.

Our diamond pendant is a handmade construction of metal wire molded and silver soldered by hand, powder coat paint finished.

Diamond Wall



H= 35 cm
Dim= 45 cm
Weight= 2 kg



Wall Canopy Detail

Diamonds are forever:

Inspired by Diamond contour made under pressure- the diamond wall lamp is constructed of metal wire molded and silver soldered by hand, powder coat paint finished.







Elena

H= 75 cm
Dim= 50 cm
Weight= 4.5 kg



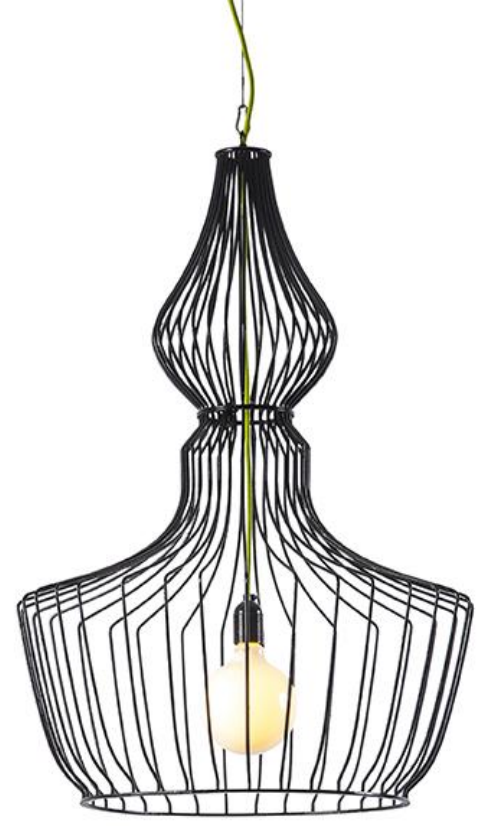
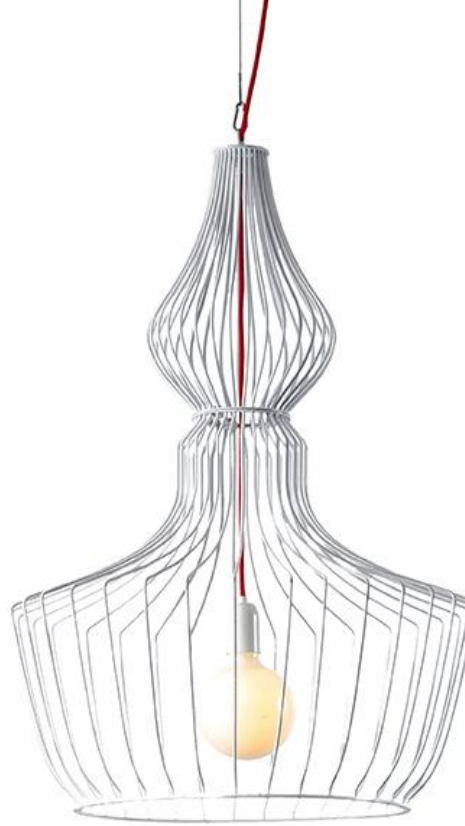
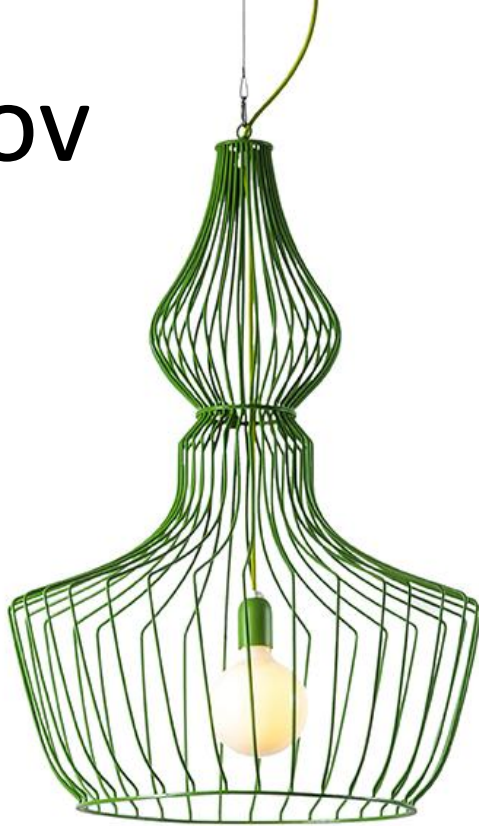
Top Detail



Standard Canopy Detail

Sensual and mysterious contour of Elena pendant- a Russian name meaning shining light- is lusciously entwined curved wires inspired by the sky line of Russian architecture. This elegant see through pendant is suitable for adding a mysterious exquisite look for home, office and commercial spaces. The Elena pendant is silver soldered by hand, powder coat paint finished.

Romanov



Top Detail



Standard Canopy Detail

Delicate contour of luscious curved wires inspired by the sky line of Russian architecture, and the stylistic onion domes, that are believed to symbolize burning candles and a vault to heaven. This elegant see through pendant is suitable for adding an exquisite look for home, office and commercial spaces. The Romanov pendant is silver soldered by hand, and powder coat paint finished.

H= 80 cm
Dim= 60 cm
Weight= 4.3 kg

Marco Pendant



Top Detail

Delicate contour of luscious curved wires deriving from classic perfume bottle design, this elegant see through pendant is suitable for home, office and commercial spaces.

The Marco pendant is silver soldered by hand, and powder coat paint finished.

H= 35 cm
Dim= 25 cm
Weight= 1.6 kg

Marco Wall



H= 49 cm
Dim= 38 cm
Weight= 1.7 kg



Wall Canopy Detail

Delicate contour of luscious curved wires deriving from classic perfume bottle design, this elegant see through wall light fixture is suitable for home and office spaces. The Marco wire wall lamp is silver soldered by hand, and powder coat paint finished.

Art, Craft and Technology

Gropius 1919 was designed as homage to one of the greatest art movements of the 20th century- The Bauhaus.



Grupuis1



H= 50 cm
Dim= 60 cm
Weight= 4kg

The Gropius 1919 pendant was designed as homage to one of the greatest art movements of the 20th century- The Bauhaus which main objective was to unify art, craft and technology. Bauhaus revolutionized the notion of housing, manifesting that building ones home- is defined by elements of space and time, that parallel the process of life itself. The Gropius 1919 pendant is silver soldered by hand, and powder coat paint finished.



Standard Canopy Detail

3 D-esign: How to successfully design high-end in a threesome

By Moriah Izhar

The **Studio Beam** team succeeds to accomplish this impossible task on a daily basis: from Gilbert and George to Dolce & Gabbana- the art world has its rightful share of couples working as an high end art-design team, sharing both the creative process, glory and success. But it is very rare to meet such success come to fruition in a high end threesome.

I met with **Studio Beam** team to find an answer to this million dollar question: how is design in a threesome actually done?....

Meet Oded Sapir, Oz Ohayon and Maayan Edwy, otherwise known as "The Beam-Team".

So, how did you guy's find each other?

Oz: " I met Oded at school -in the Design Academy , and we became fast friends. After school was over he received a big instillation project , and before losing his head over it- he called me up to join him, and after that we just kept on going, receiving more project offers - and ended up sticking together. Maayan joined us much later in what seems like a fated move- she contacted us interested in design work- and we clicked immediately, and the rest is history."

What qualities do each of you bring to this three some? what are your individual points of view?

Oded: " I think the fundamental base of our threesome are the different viewpoints we bring with us- and pour into our creative process. I can indicate myself as having an ongoing entrepreneur dialogue with materials: matter enchants and seduces me. From a very young age I had an urge to touch everything I passed by- pillars, columns, buildings, every object and every surface needs to be felt, touched, even licked occasionally- to understand it's structure meaning. I experience everything through all my senses, and the

dialogue is the understanding what new process can evolve through this material, what new interpretation can be sculpted out of it. I am the alpha point; throwing into the middle of our triangle a new material to deal with."

Oz: "My passion is the purification of the creative design process. Every material comprises a structure problem that needs solution through this process. My instincts befriend materials on their technological level: they whisper to me their potential. Since I am not a man of many words, my objective is to solve the puzzle they present me, in the most purified and clean path. My way to de-clutter the world around me is to place in it new objects that comprise their own purified design structure. You can say that I am always in pursue of objects conserving their inner energy. "Less is more"- in the sense of the production energy itself that is comprised in a successful object."

Maayan: " For me design is my mother tongue- I have always intuitively spoke it's language: formative, structural and colorfulness that blend together. I have no blind spots, and objects around me are never concealed from my eyes. I have an ongoing dialogue with them, they define my inner world, and I have a-lot to say back to them!..... To express myself through them is successfully achieved in the fluency between geometrical and free hand contours. The dialogue between them produces an essence of purity and balanced perfection for me. "

How do you combine these different reference points into one unified creative process?

Oz: "I think the way we are complementary of each other produces a working process in which material-follows function-follows form. Our ongoing process always begins with Oded throwing a new material in the center of our triangle- with his passion for new possibilities, while we study it's DNA structure function- which leads us to a new dialogue form. We always insist that the path itself be guided by a map of simplicity. "

Oded: "The design path of each new object is over when we achieved the learning experience that is latent in it, and only then we can move on to our next learning experience, our next material adventure."

From the view point of a process bringing change by design: What is the best example of this process achieving it's inner goal in your experience?

Oded: "I think this process achieved it's highest purification level in the design of our "Slims" collection. This collection was born after a long period of designing objects that induce heaviness around them. We had an urge to purify matter and feelings into a minimalist experience: our nostalgic memories of industrial objects designed in centuries past turned into a wire contour bone structure that light passing through it- defines the memory itself. We dismantled the industrial nostalgia in order to reach its DNA structure, and use it to construct a new language for a nostalgic future. Our path achieved a contour of a memory, which touched the heart of many people, and made the "Slims collection" a leading collection adopted by many true design lovers, and an ongoing success. But the core of our true change by design is our ongoing three some creative process , always looking for the next material, next challenge, next adventure. This passionate path itself is the true change achieved by design, and one we are committed to walking for a very long time, way into our future. We hope many true design lovers will follow and join us in our journey.

www.Studio-Beam.com







Studio-Beam.com | BeamDesign@gmail.com | Phone +972.8.9152447/3 | Oded Sapir +972.54.7462462