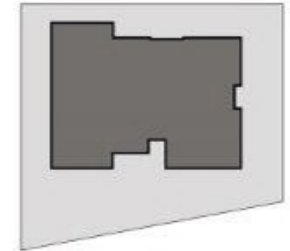
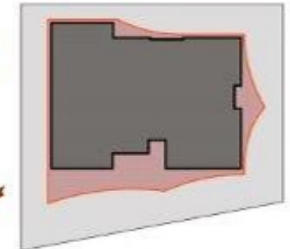
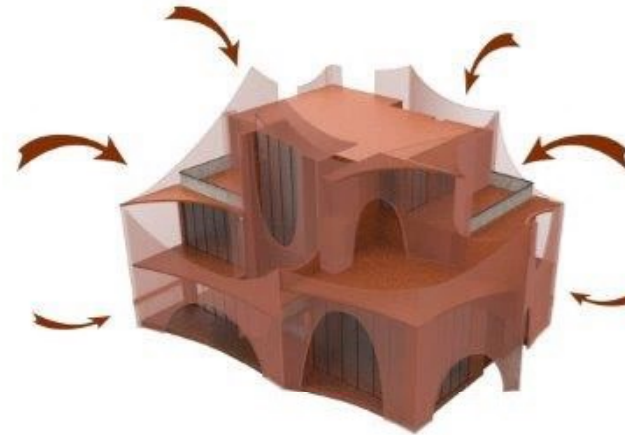




THE SITE IS LOCATED IN BHILWARA, RAJASTHAN AND EXPERIENCES THE HARSH HOT AND DRY CLIMATE. IT IS ADJOINING THE ROAD ON TWO SIDES, THUS MAKING IT EASILY VISIBLE TO PEOPLE PASSING BY.



THE INTERNAL VOLUMES OF THE HOUSE FOLLOW A SIMPLE LAYOUT.



THE ADDITIONAL LAYER OF PUNCTURED SHEAR WALLS PROTECT THE INTERNAL VOLUMES FROM THE DESERT HEAT



OPEN SPACES LIKE THE GARDEN AND DECK HAVE BEEN STRATEGICALLY PLACED IN THE NORTH OF THE SITE. THE SOUTH FACING FACADE HAS SMALLER SIZED ARCHED OPENINGS REDUCING HEAT GAIN

