




WICK + LAND




ODD ONE OUT



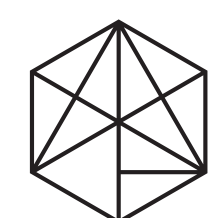


WICK + LAND




ODD ONE OUT



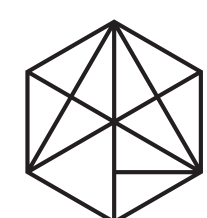


WICK + LAND




ODD ONE OUT



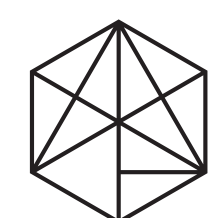


WICK + LAND




ODD ONE OUT



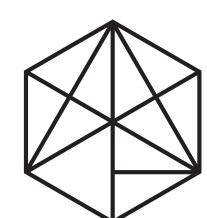


WICK + LAND




ODD ONE OUT





WICK + LAND




ODD ONE OUT






WICK + LAND




ODD ONE OUT





WICK + LAND




ODD ONE OUT



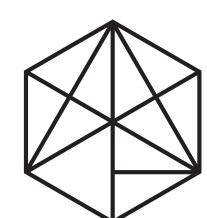


WICK + LAND




ODD ONE OUT



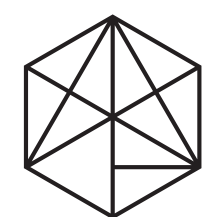


WICK + LAND




## ODD ONE OUT



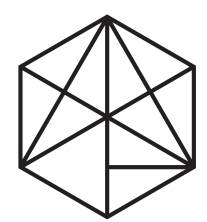


WICK + LAND




ODD ONE OUT






WICK + LAND




ODD ONE OUT





WICK + LAND



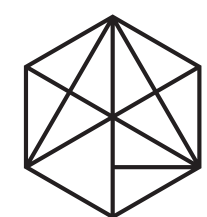
ODD ONE OUT






1. (E) STANDING SEAM "COPPER" ROOF  
PAINTED P-1 SEMI-GLOSS FINISH.
2. (E) GLAZED GARAGE DOORS W/ P-3 TO P-5 SEMI-GLOSS FINISH IN AN OMBRE TRANSITION.
3. (N) MOVEABLE OUTDOOR SEATING, TABLES AND PLANTERS.
4. (E) SCORED, TWO COLOR PATTERN CONCRETE SIDEWALK TO REMAIN.
5. (N) BLADE SIGN, TYPICAL OF (6). (3) PER EACH SIDE OF BUILDING, 2.6 SQFT.
6. (E) CLOCK.
7. (N) FRAMELESS WINDOW W/ 6" RADIUS ROUNDED EDGES, TYPICAL OF (2) PER SIDE.
8. (N) SMOOTH STUCCO WALLS W/ A P3 TO P5 OMBRE TRANSITION, EGGSHELL FINISH.
9. (N) BLACK VINYL SIGN ADHERED TO INTERIOR SIDE OF EXISTING GLASS STOREFRONT, 1.1 SQFT.

EXTERIOR



WICK + LAND



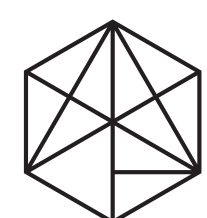
ODD ONE OUT






1. (E) WHITE PAINTED STEEL STRUCTURE & TRACKS. P-2 SEMI-GLOSS FINISH.
2. (E) GLAZED GARAGE DOORS W/ P-3 TO P-5 SEMI-GLOSS FINISH IN AN OMBRE TRANSITION.
3. (N) WHITE PAINTED DRYWALL CEILING, P-2 EGGSHELL FINISH.
4. (N) TWO LAYERS OF CORK, (C-1) FINISH, APPLIED TO DRY WALL CEILING. (CUSTOMER AREA CEILING ONLY).
5. (N) P1 WHITE PENDANT GLOBE LIGHT ON FIXED STEM (CUSTOMER CEILING AREA ONLY).
6. (N) P/C ALUMINUM FIXED STOREFRONT WINDOW, WITH PASS-THRU AT BOTTOM.
7. (N) GELATO DISPLAY PER CUSTOMER SPEC.
8. (N) CUSTOM SEAT WITH WOOD PLANK TOP, TEXTURED STUCCO SIDES, AND INTEGRAL PLANTER.
9. (E) CONCRETE FLOOR, CLEANED, PATCHED AND PAINTED P-6.
10. (N) WHITE CORIAN (SS-1) COUNTER.

## INTERIOR



WICK + LAND



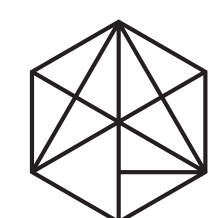
ODD ONE OUT






1. (E) WHITE PAINTED STEEL STRUCTURE & TRACKS. P-2 SEMI-GLOSS FINISH.
2. (E) GLAZED GARAGE DOORS W/ P-3 TO P-5 SEMI-GLOSS FINISH IN AN OMBRE TRANSITION.
3. (N) WHITE PAINTED DRYWALL CEILING, P-2 EGGHELL FINISH.
4. (N) TWO LAYERS OF CORK, (C-1) FINISH, APPLIED TO DRY WALL CEILING. (CUSTOMER AREA CEILING ONLY).
5. (N) P1 WHITE PENDANT GLOBE LIGHT ON FIXED STEM (CUSTOMER CEILING AREA ONLY).
6. (N) CUSTOM SEAT WITH WOOD PLANK TOP, TEXTURED STUCCO SIDES, AND INTEGRAL PLANTER.
7. (E) CONCRETE FLOOR, CLEANED, PATCHED AND PAINTED P-6.
8. (E) FIXED STEEL STOREFRONT WITH STEEL DOORS, PAINTED WITH P-3, P-4, P-5 OMBRE TRANSITION, SEMI GLOSS FINISH.

## INTERIOR



WICK + LAND



ODD ONE OUT